Exhibit 6

GENERAL SITE LIGHTING NOTES:

1. SITE LIGHTS CONTROLLED BY ASTRONOMICAL TIMECLOCK. LIGHTS TO BE ON 1-HOUR PRIOR TO SUNSET, OFF 1-HOUR AFTER SUNRISE.
2. ALL SITE LIGHTS ARE DARK-SKY COMPLIANT WITH BACK-LIGHT REDUCTION OPTICS.
3. SITE LIGHTS (TYPE P1) ARE PROVIDED WITH ONBOARD MOTION SENSORS TO REDUCE LIGHT OUTPUT BY 50% WHEN NO MOTION IS DETECTED WITHIN THE AREA.
4. SITE LIGHTS (TYPE P1) ARE NO TALLER THAN 20'-0" ABOVE FINISHED GRADE. (18'-0" LIGHT POLE AND 2'-0" ABOVE GRADE POLE BASE).

PHOTOMETRIC LIGHTING SUMMARY:

PARKING LOT/ DRIVE LANES	BEHIND CURB TO PROPERTY LINE	OFFSITE (LIGHT TRESPASS)
AVERAGE = 1.4 FOOTCANDLES	AVERAGE = 0.1 FOOTCANDLES	AVERAGE = 0.0 FOOTCANDLES
MAXIMUM =2.8 FOOTCANDLES	MAXIMUM = 1.7 FOOTCANDLES	MAXIMUM = 0.2 FOOTCANDLES
MINIMUM = 0.3 FOOTCANDLES	MINIMUM = 0.0 FOOTCANDLES	MINIMUM = 0.0 FOOTCANDLES
AVERAGE/MIN. = 4.7:1	AVERAGE/MIN. = N/A	AVERAGE/MIN. = N/A

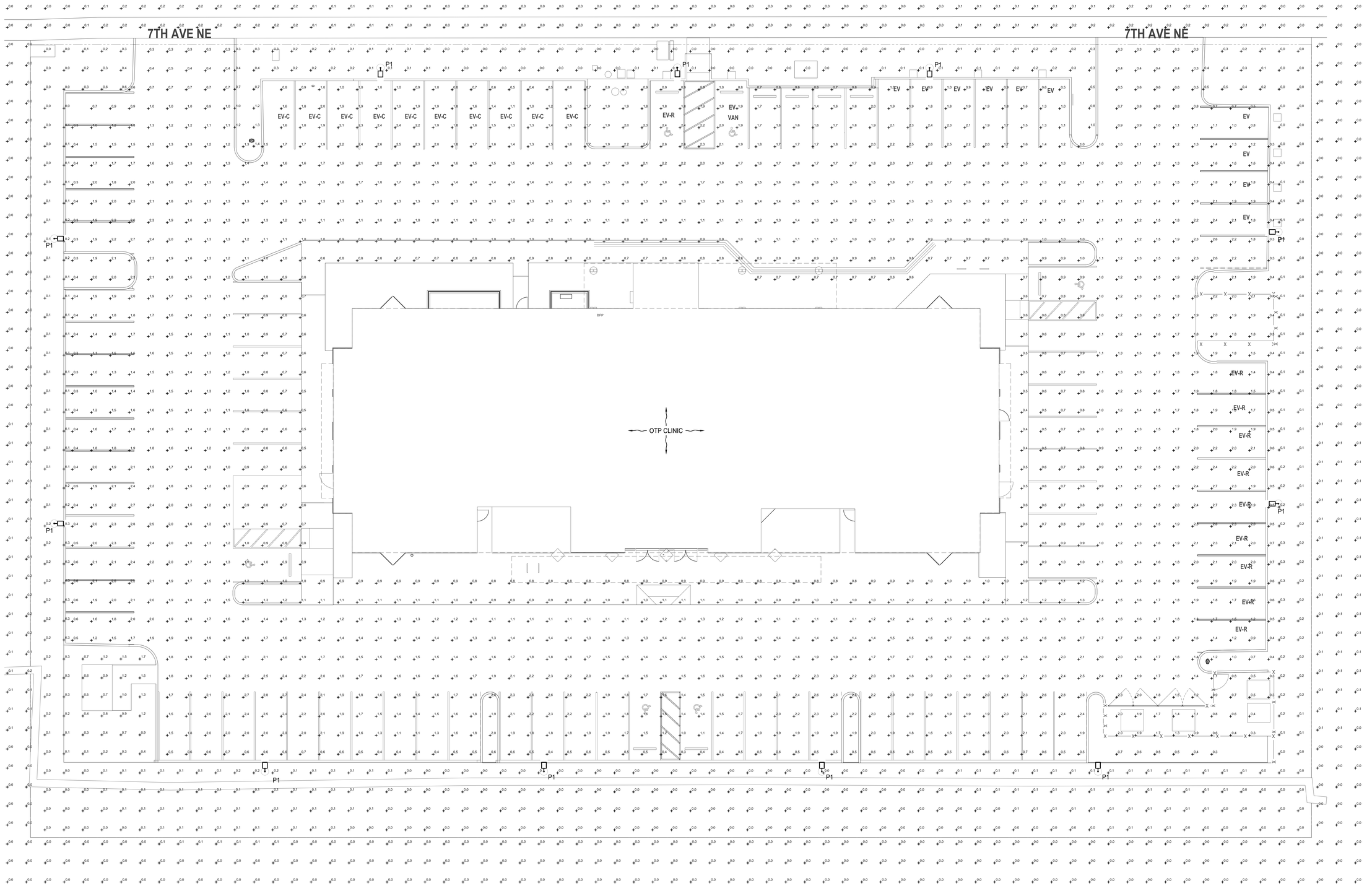

SITE LIGHTING PHOTOMETRIC PLAN

SCALE: 1"=10'-0"

N

CROSS ENGINEERS, INC
923 MLK Jr. Way
Tacoma, WA 98405
info@crossengineers.com
Phone: (253) 759-0118
Job Number: 25-219

RICE fergus MILLER
architecture interiors planning vizlab
275 FIFTH STREET, SUITE 100
BREMERTON, WA 98337
360-377-8773
RFMARCH.COM

STEVEN L. AUDES — STATE OF WASHINGTON — 20029060 — REGISTERED PROFESSIONAL ENGINEER

6/26/26

SUQUAMISH CARE CENTER
SUQUAMISH TRIBE
19950 7TH AVE NE
POULSBO, WA 98370

PROJECT #	2024140.00
LAND USE APPLICATION	
ISSUE DATE	JUNE 26, 2026

REVISION SCHEDULE

1	REVISION NAME	MM/DD/YY

AHJ APPROVAL STAMP

SITE LIGHTING PHOTOMETRIC PLAN

SHEET #
E10.02

DATE/ TIME PRINTED: 3/20/2026 11:45:47 AM
2024140 Sequamish OTP - v23 ARCH_detached.rvt

ELECTRICAL NOTES:

1. SINGLE STATION, LEVEL 3, 480V, 3-PHASE, 62.5KW, DC FAST CHARGER. CHARGEPOINT EXPRESS 250 MODEL. OWNER CURRENTLY HAS FOUR(4) CHARGERS IN STORAGE FOR INSTALL. PROVIDE 1-1/2"C-(3)#1 AL & (1)#6 AL GRD FROM EV CHARGER TO PANEL AND CIRCUITS IDENTIFIED.
2. DUAL HEAD, LEVEL 2, 50A, 208V, 1-PHASE, PEDESTAL MOUNTED, ELECTRIC VEHICLE CHARGING STATION. CHARGEPOINT CP600 MODEL (WITH OMNI PORT). PROVIDE (2)1"C-(3)#6 CU & (1)#8 CU GRD EACH FROM EV CHARGER TO PANEL AND CIRCUITS IDENTIFIED.
3. PROVIDE TWO(2), 50A, 250V, NEMA 14-50R, EV RATED RECEPTACLES IN 12"x12"x8", NEMA 3R, HINGED AND LOCKING JUNCTION BOX. MOUNT JUNCTION BOX TO 4"x4", PRESSURE TREATED POST WITH 2'-0" IMBEDDED IN GROUND. PROVIDE (2)1"C-(3)#6 CU & (1)#8 CU GRD EACH FROM EV RECEPTACLE(S) TO PANEL AND CIRCUITS IDENTIFIED.
4. PROVIDE ONE(1), 50A, 250V, NEMA 14-50R, EV RATED RECEPTACLE IN 12"x12"x8", NEMA 3R, HINGED AND LOCKING JUNCTION BOX. MOUNT JUNCTION BOX TO 4"x4", PRESSURE TREATED POST WITH 2'-0" IMBEDDED IN GROUND. PROVIDE 1"C-(3)#6 CU & (1)#8 CU GRD FROM EV RECEPTACLE TO PANEL AND CIRCUITS IDENTIFIED.
5. PROVIDE 3030-LA HANDHOLE WITH (5)2" CONDUITS (WITH PULLSTRING) FROM HANDHOLE TO SITE EV CHARGER SERVICE (PANEL 2EVP). STUB AND 6" ABOVE GRADE ADJACENT TO PANEL 2EVP.
6. SINGLE HEAD, LEVEL 2, 50A, 208V, 1-PHASE, PEDESTAL MOUNTED, ELECTRIC VEHICLE CHARGING STATION. CHARGEPOINT CP600 MODEL (WITH OMNI PORT). PROVIDE 1"C-(3)#6 CU & (1)#8 CU GRD EACH FROM EV CHARGER TO PANEL AND CIRCUITS IDENTIFIED.

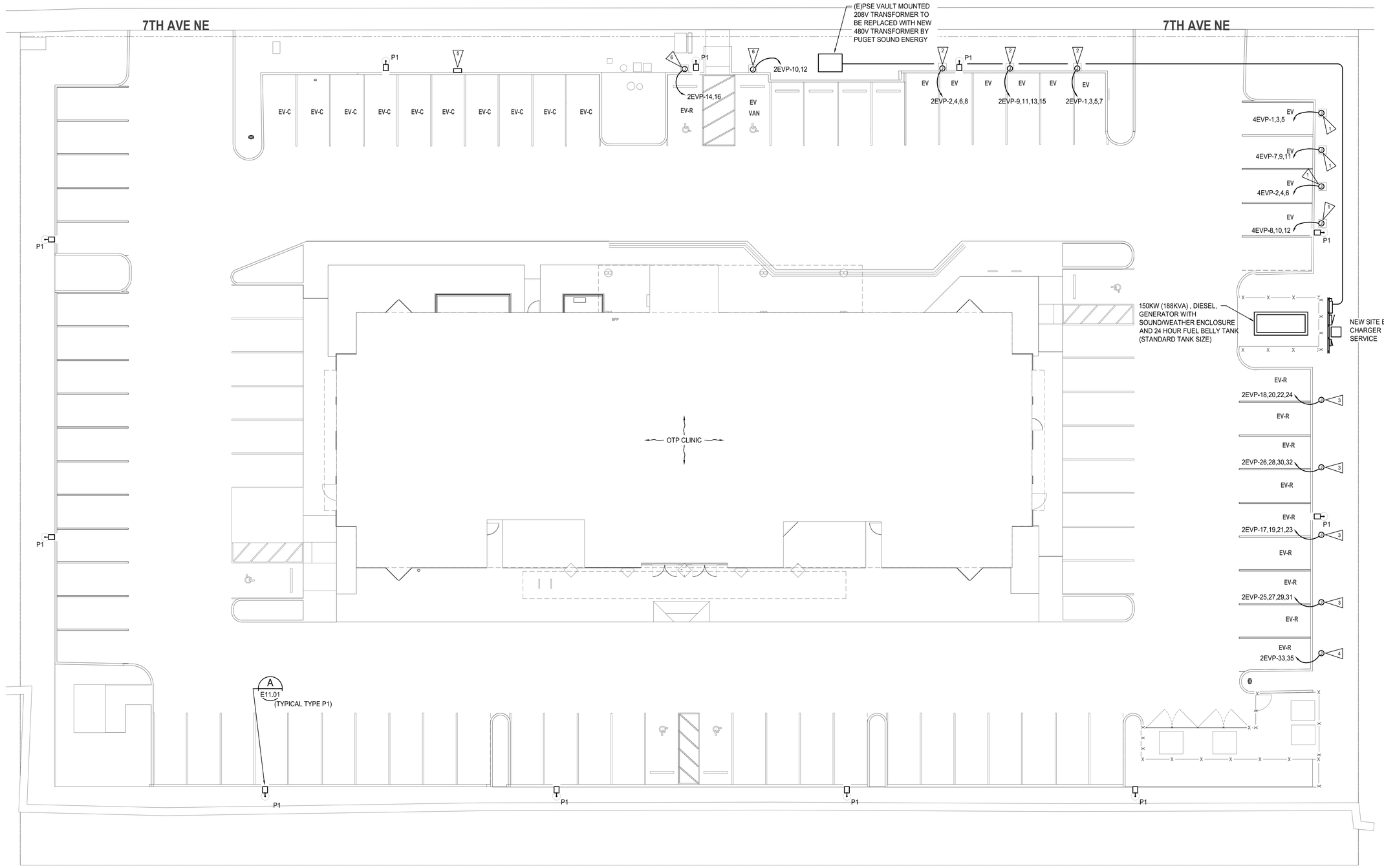

ELECTRICAL SITE PLAN

SCALE: 1"=10'-0"

N

RICE fergus MILLER
architecture interiors planning vizlab
275 FIFTH STREET, SUITE 100
BREMERTON, WA 98337
360-377-8773
RFMARCH.COM

STEVEN L. HUBBS, STATE OF WASHINGTON, 40029050, REGISTERED PROFESSIONAL ENGINEER
6/26/26

SUQUAMISH CARE CENTER
SUQUAMISH TRIBE
19950 7TH AVE NE
POULSBO, WA 98370

PROJECT #	2024140.00
LAND USE APPLICATION	
ISSUE DATE	JUNE 26, 2026

REVISION SCHEDULE

	REVISION NAME	MM/DD/YY YY
1		

AHJ APPROVAL STAMP

ELECTRICAL SITE PLAN

SHEET #
E10.01

CROSS ENGINEERS, INC
923 MLK Jr. Way
Tacoma, WA 98405
info@crossengineers.com
Phone: (253) 759-0118
Job Number: 25-219

DATE/ TIME PRINTED: 3/20/2026 11:45:47 AM
2024140 Suquamish OTP - v25 ARCH_detached.rvt

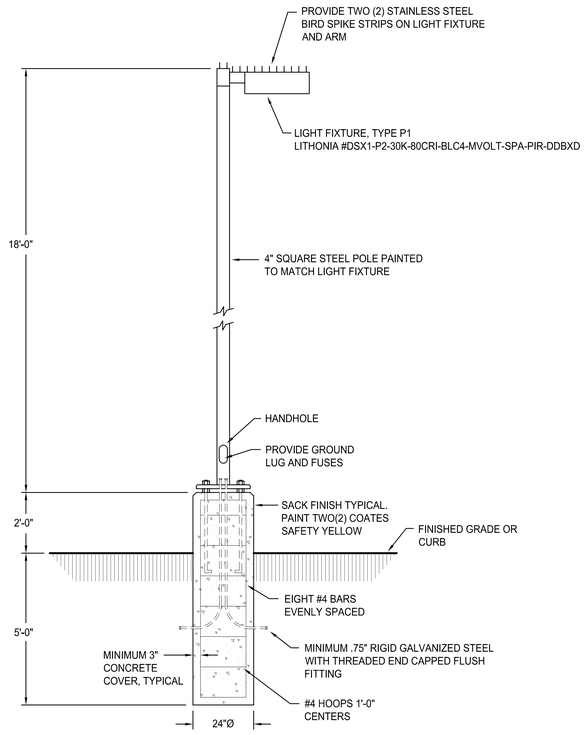

A E11.01 **LIGHT POLE AND CONCRETE BASE**
NOT TO SCALE

NOTE: CONTRACTOR OPTION TO PROVIDE CAST IN PLACE OR PREMANUFACTURED POLE BASE OF SIMILAR SIZE AND DEPTH.

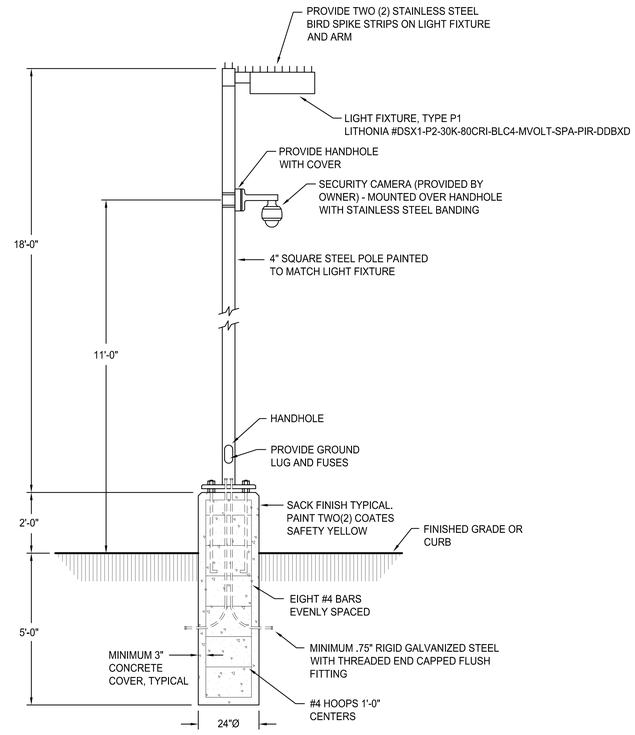

B E11.01 **LIGHT POLE WITH SECURITY CAMERA AND CONCRETE BASE**
NOT TO SCALE

NOTE: CONTRACTOR OPTION TO PROVIDE CAST IN PLACE OR PREMANUFACTURED POLE BASE OF SIMILAR SIZE AND DEPTH.

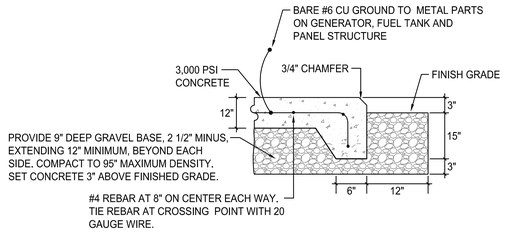

C E11.01 **GENERATOR CONCRETE PAD**
NOT TO SCALE

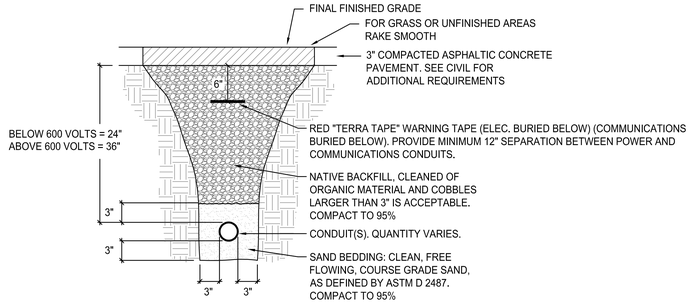

D E11.01 **TYPICAL CONDUIT TRENCHING**
NOT TO SCALE

NOTE: PROVIDE MINIMUM 12" SEPARATION WHEN CROSSING ABOVE OR BELOW OTHER UTILITIES

RICE fergus MILLER
architecture interiors planning vizlab
275 FIFTH STREET, SUITE 100
BREMERTON, WA 98337
360-377-8773
RFMARCH.COM

STEVEN L. HUBER — STATE OF WASHINGTON — 20029060 — REGISTERED PROFESSIONAL ENGINEER
6/26/26

SUQUAMISH CARE CENTER
SUQUAMISH TRIBE
19950 7TH AVE NE
POULSBO, WA 98370

PROJECT # 2024140.00
LAND USE APPLICATION
ISSUE DATE JUNE 26, 2026

REVISION SCHEDULE

	REVISION NAME	MM/DD/YY
1		

AHJ APPROVAL STAMP

ELECTRICAL SITE DETAILS

SHEET #
E11.01

CROSS ENGINEERS, INC
923 MLK Jr. Way
Tacoma, WA 98405
info@crossengineers.com
Phone: (253) 759-0118
Job Number: 25-219

DATE/ TIME PRINTED: 3/20/2026 11:45:47 AM
2024140 Squamish OTP - v25 ARCH_detailsheet.rvt

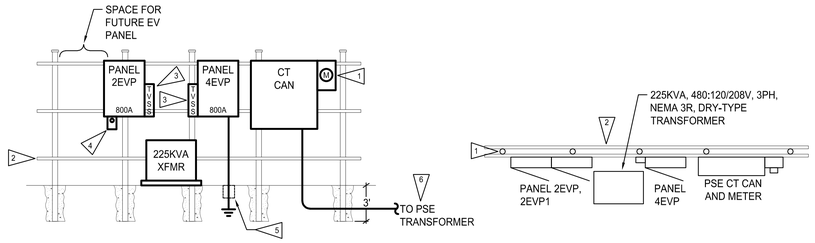

ELEVATION

PLAN VIEW

A SERVICE EQUIPMENT MOUNTING
E12.01 NOT TO SCALE

ELECTRICAL NOTES:

1. PROVIDE 8'-0" SECTION OF 3" RIGID GALVANIZED STEEL CONDUIT WITH THREADED END CAP. PROVIDE 8" ROUND x 3'-0" DEEP, 3000 PSI CONCRETE BASE AND EMBED CONDUIT 3'-0" BELOW FINISHED GRADE. TYPICAL OF FIVE(5).
2. PROVIDE (3)1-5/8" HOT DIP GALVANIZED STRUT EACH SIDE BETWEEN RIGID STEEL CONDUIT POSTS FOR MOUNTING EQUIPMENT. DRILL CONDUIT AND PROVIDE STAINLESS STEEL MOUNTING HARDWARE FOR STRUT AND EQUIPMENT MOUNTING.
3. PROVIDE NEMA 3R, TRANSIENT VOLTAGE SURGE PROTECTIVE DEVICE (TVSS). INNOVATIVE TECHNOLOGY PTX160 SERIES OR EQUAL. PROVIDE 3/4" CONDUIT NIPPLE AND 5#10 CU, WITH 30/3P CIRCUIT BREAKER IN PANEL.
4. PROVIDE 120V, 20A, GFCI DUPLEX RECEPTACLE WITH A NEMA 3R "IN-USE" COVER. PROVIDE 3/4"CONDUIT NIPPLE AND 2-#12 CU CONDUCTORS, PLUS GROUND AND CONNECT TO PANEL.
5. PROVIDE (2)10'-0" x 3/4" COPPER CLAD STEEL GROUND RODS SPACED NO LESS THAN 10 FEET APART. PROVIDE (1) GROUND WELL (ERITECH #T416F WITH COVER OR EQUAL). PROVIDE #6 BARE CU BETWEEN EACH GROUND ROD AND UP TO EQUIPMENT MOUNTING STRUCTURE AND ELECTRICAL PANEL.
6. TO UTILITY PADMOUNT TRANSFORMER OR SERVICE POLE.

NEMA 3R
SURFACE MOUNTING
42,000 AIC

PANEL SCHEDULE

NO. **4EVP** LOCATION: SITE
SERVING: EV CHARGERS
480/277 VOLTS 3PHASE 4WIRE
800 AMPS WITH 800 MAIN BREAKER

CKT NO.	LOAD DESCRIPTION	KVA	TRIP AMPS		TRIP AMPS	KVA	LOAD DESCRIPTION	CKT NO.
1	EV CHARGER - LEVEL 3	62.50	100		100	62.50	EV CHARGER - LEVEL 3	2
3								4
5			3		3			6
7	EV CHARGER - LEVEL 3	62.50	100		100	62.50	EV CHARGER - LEVEL 3	8
9								10
11			3		3			12
13	SPACE				300	-	PANEL 2EVP VIA	14
15							225KVA DRY-TYPE XFMR	16
17					3			18
19							SPACE	20
21							SPACE	22
23							SPACE	24
25					30		TVSS	26
27								28
29	SPACE				3			30

REMARKS: SERVICE ENTRANCE RATED.

CONNECTED LOAD: 408.3 KVA 492 AMPS
DEMAND LOAD: 510.3 KVA 615 AMPS

PANEL 4EVP LOAD CALCULATIONS

SERVICE	KVA LOAD		FACTOR	NEC REF.		DEMAND LOAD
LIGHTING	-	X	1.25	220.19(A)(1)	=	-
RECEPTS TO 10KW	.18	X	1.00	220.44	=	.18
RECEPTS OVER 10KW	-	X	0.50	220.44	=	-
MOTORS (LARGEST)	-	X	1.25	430.24	=	-
MOTORS	-	X	1.00	430.24	=	-
KITCHEN EQUIP.	-	X	1.00	220.56	=	-
EV CHARGERS	408.08	X	1.25		=	510.10
AIR CONDITIONING	-	X	1.00	220.50	=	-
ELECTRIC HEAT	-	X	1.00	220.51	=	-
MISCELLANEOUS	-	X	1.00		=	-
TOTAL CONNECTED	408.3 KVA (492 AMPS)			TOTAL DEMAND		510.3 KVA (615 AMPS)

CONDUIT AND CONDUCTOR SCHEDULE:

1. (3)4"C-(4)#400 KCM AL EACH
2. 4"C-(3)#500 KCM AL & (1)#2 AL GRD EACH
3. (2)4"C-(4)#500 KCM AL & (1)#3/0 AL GRD EACH

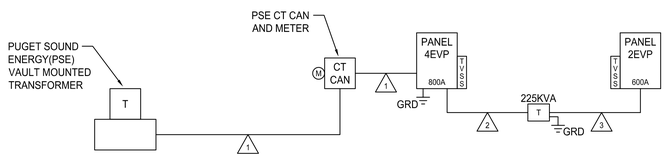

SITE EV POWER RISER DIAGRAM
NO SCALE

NEMA 3R
SURFACE MOUNTING
42,000 AIC

PANEL SCHEDULE

NO. **2EVP** LOCATION: SITE
SERVING: EV CHARGERS
120/208 VOLTS 3PHASE 4WIRE
600 AMPS WITH 600 MAIN BREAKER **

CKT NO.	LOAD DESCRIPTION	KVA	TRIP AMPS		TRIP AMPS	KVA	LOAD DESCRIPTION	CKT NO.
1	EV CHARGER - LEVEL 2	10.40	60		60	10.40	EV CHARGER - LEVEL 2	2
3			2		2			4
5	EV CHARGER - LEVEL 2	10.40	60		60	10.40	EV CHARGER - LEVEL 2	6
7			2		2			8
9	EV CHARGER - LEVEL 2	10.40	60		60	10.40	EV CHARGER - LEVEL 2	10
11			2		2			12
13	EV CHARGER - LEVEL 2	10.40	60		60	10.40	EV CHARGER - LEVEL 2	14
15			2		2			16
* 17	EV RECEPTACLE	8.32	50		50	8.32	EV RECEPTACLE	18 *
19			2		2			20
* 21	EV RECEPTACLE	8.32	50		50	8.32	EV RECEPTACLE	22 *
23			2		2			24
* 25	EV RECEPTACLE	8.32	50		50	8.32	EV RECEPTACLE	26 *
27			2		2			28
* 29	EV RECEPTACLE	8.32	50		50	8.32	EV RECEPTACLE	30 *
31			2		2			32
* 33	EV RECEPTACLE	8.32	50		20	.18	RECEPTACLE	34
35			2				SPACE	36
37	TVSS		30					38
39								40
41			3				SPACE	42

REMARKS: PROVIDE FEED THRU LUGS.

CONNECTED LOAD: 158.3 KVA 439 AMPS
DEMAND LOAD: 197.8 KVA 549 AMPS

* PROVIDE GFI CIRCUIT BREAKER.
** PROVIDE 100% RATED CIRCUIT BREAKER.

PANEL 2EVP LOAD CALCULATIONS

SERVICE	KVA LOAD		FACTOR	NEC REF.		DEMAND LOAD
LIGHTING	-	X	1.25	220.19(A)(1)	=	-
RECEPTS TO 10KW	.18	X	1.00	220.44	=	.18
RECEPTS OVER 10KW	-	X	0.50	220.44	=	-
MOTORS (LARGEST)	-	X	1.25	430.24	=	-
MOTORS	-	X	1.00	430.24	=	-
KITCHEN EQUIP.	-	X	1.00	220.56	=	-
EV CHARGERS	158.08	X	1.25		=	197.60
AIR CONDITIONING	-	X	1.00	220.50	=	-
ELECTRIC HEAT	-	X	1.00	220.51	=	-
MISCELLANEOUS	-	X	1.00		=	-
TOTAL CONNECTED	158.3 KVA (439 AMPS)			TOTAL DEMAND		197.8 KVA (549 AMPS)

RICE fergus MILLER
architecture interiors planning vizlab
275 FIFTH STREET, SUITE 100
BREMERTON, WA 98337
360-377-8773
RFMARCH.COM

STEVEN L. RUDES — STATE OF WASHINGTON — 20229060 — REGISTERED PROFESSIONAL ENGINEER
6/26/26

SUQUAMISH CARE CENTER
SUQUAMISH TRIBE
19950 7TH AVE NE
POULSBO, WA 98370

PROJECT # 2024140.00
LAND USE APPLICATION
ISSUE DATE JUNE 26, 2026

REVISION SCHEDULE

	REVISION NAME	MM/DD/YY
1		

AHJ APPROVAL STAMP

ELECTRICAL SITE POWER RISER DIAGRAM

SHEET #
E12.01

CROSS ENGINEERS, INC
923 MLK Jr. Way
Tacoma, WA 98405
info@crossengineers.com
Phone: (253) 759-0118
Job Number: 25-219

DATE/ TIME PRINTED: 3/20/2026 11:45:47 AM
2024140 Suquamish CHP - v25 ARCH_detached.rvt